

# Figure Drawing Pose Reference Art Models Poses: The Ultimate Guide for Artists

Figure drawing is a fundamental skill for any artist, but it can be a daunting task. The human form is complex, and capturing its beauty and movement on paper can be challenging. That's where pose reference art models come in.

Pose reference art models are people who pose for artists, helping them to study the human form and improve their drawing skills. They can be found in art schools, workshops, and online. By using pose reference art models, artists can learn about anatomy, proportion, and movement. They can also practice different drawing techniques and experiment with different poses.



## Art Models Saju049: Figure Drawing Pose Reference (Art Models Poses) by Dylan Birtolo

★★★★☆ 4.2 out of 5

Language : English  
File size : 14493 KB  
Text-to-Speech : Enabled  
Screen Reader : Supported  
Enhanced typesetting : Enabled  
Print length : 70 pages  
Lending : Enabled



## Benefits of Using Pose Reference Art Models

There are many benefits to using pose reference art models. Some of the most notable benefits include:

- **Improved accuracy:** Pose reference art models can help artists to improve the accuracy of their drawings. By studying the human form in three dimensions, artists can better understand how the body moves and how to capture its proportions and details.
- **Increased understanding of anatomy:** Pose reference art models can help artists to learn about anatomy. By observing the muscles, bones, and joints in action, artists can develop a deeper understanding of how the human body works.
- **Improved drawing skills:** Pose reference art models can help artists to improve their drawing skills. By practicing drawing the human form from different angles and in different poses, artists can develop their confidence and accuracy.
- **Inspiration:** Pose reference art models can inspire artists. By seeing the human body in motion, artists can get ideas for new poses and compositions.

## **How to Use Pose Reference Art Models**

There are a few things to keep in mind when using pose reference art models. First, it's important to choose a model who is comfortable posing for artists. The model should be able to hold poses for long periods of time and be willing to move around and change positions. Second, it's important to find a model who is a good fit for the type of drawing you want to do. If you're drawing a portrait, for example, you'll need a model with a good facial structure. Third, it's important to be respectful of the model's time and privacy. Always ask for permission before drawing them, and be sure to thank them for their help.

Once you've found a model, you can start drawing. Here are a few tips for getting the most out of your pose reference session:

- **Start with simple poses.** Don't try to draw a complex pose right away. Start with simple poses that you can easily draw. As you get more comfortable, you can gradually move on to more challenging poses.
- **Pay attention to the model's anatomy.** Look at the muscles, bones, and joints in the model's body. Try to understand how the body moves and how the different parts of the body relate to each other.
- **Don't be afraid to make mistakes.** Everyone makes mistakes when they're learning how to draw. The important thing is to keep practicing. The more you draw, the better you'll become.
- **Have fun!** Drawing should be enjoyable. Don't take yourself too seriously. Just relax and let the art flow.

Pose reference art models are a valuable resource for artists of all levels. By using pose reference art models, artists can improve their accuracy, understanding of anatomy, and drawing skills. So if you're serious about improving your figure drawing skills, consider finding a pose reference art model to help you on your journey.

## **Image Gallery**

Here are a few images of pose reference art models to inspire you:






A pose reference art model posing in a seated position.


# SITTING POSITIONS

*Ryoko*





A pose reference art model posing in a dynamic position.



## Art Models Saju049: Figure Drawing Pose Reference (Art Models Poses) by Dylan Birtolo


★★★★☆ 4.2 out of 5

Language : English

File size : 14493 KB

Text-to-Speech : Enabled

Screen Reader : Supported  
Enhanced typesetting: Enabled  
Print length : 70 pages  
Lending : Enabled



## Uncover the Secrets in the Dead of Night: Dive into Lee Child's Gripping "The Midnight Line"

Step into the heart-stopping world of Jack Reacher, the legendary nomad with a keen eye for justice and a relentless pursuit of the truth. In Lee Child's gripping novel,...



## Ace the GMAT Grammar Section: Your Last-Minute Preparation Guide

The GMAT is a challenging exam, but with the right preparation, you can achieve your target score. Last Minute GMAT Grammar is your ultimate guide to conquering...